




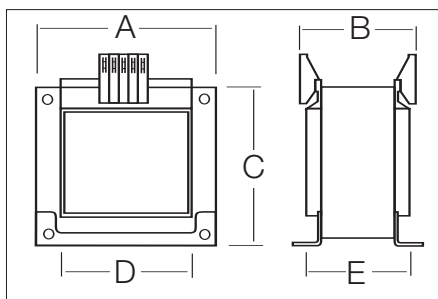
autostarter transformers
three phase transformers
control transformers
line reactors
special units

control panel transformers

- Conforms to EN60742, IEC742, IEC61558
- Double wound with earth screen between windings
- Frequency range 50/60 Hz
- Terminal block connection
- Good access to fixing flanges
- Continuous duty
- Full varnish impregnation for silent running



| voltages | | VA rating part no. | A | B | C | D | E | % reg | inrush VA for 10% drop | weight kg |
|-----------|---------------------|-----------------------|-----|-----|-----|-----|-----|----------|------------------------------|--------------|
| Primary | 0 - 220 - 230 - 240 | U CL50 | 76 | 70 | 86 | 53 | 47 | 9 | 105 | 1.1 |
| | 0 - 380 - 400 - 415 | N CL75 | 76 | 76 | 86 | 53 | 53 | 8.8 | 160 | 1.5 |
| Secondary | 0 - 12 | J CL100 | 84 | 78 | 95 | 60 | 68 | 6.7 | 250 | 2.2 |
| | 0 - 24 | B CL150 | 96 | 76 | 102 | 68 | 63 | 6.7 | 375 | 3.2 |
| | 0 - 48 | E CL200 | 96 | 86 | 102 | 68 | 73 | 5.8 | 550 | 4.0 |
| | 0 - 110 | F CL250 | 96 | 101 | 102 | 68 | 88 | 5.3 | 720 | 5.0 |
| | 0 - 230 | U CL300 | 120 | 88 | 122 | 80 | 71 | 5.3 | 870 | 6.0 |
| | | CL500 | 120 | 120 | 122 | 80 | 103 | 4.1 | 1700 | 7.5 |
| | | CL750 | 150 | 135 | 140 | 105 | 70 | 5.2 | 2200 | 10.0 |
| | | CL1000 | 150 | 161 | 140 | 105 | 96 | 3.3 | 4000 | 13.0 |
| | CL1500 | 150 | 188 | 140 | 105 | 123 | 3.2 | 6200 | 16.0 | |
| | CL2000 | 175 | 150 | 165 | 153 | 125 | 3.3 | 8060 | 18.0 | |
| | CL2500 | 175 | 178 | 165 | 153 | 158 | 2.6 | 12100 | 20.0 | |



din rail mounted transformers

- Mains fuse
- Fully enclosed
- Fits standard 35mm din rail
- Safety isolating
- Confirms to EN60742, IEC61558

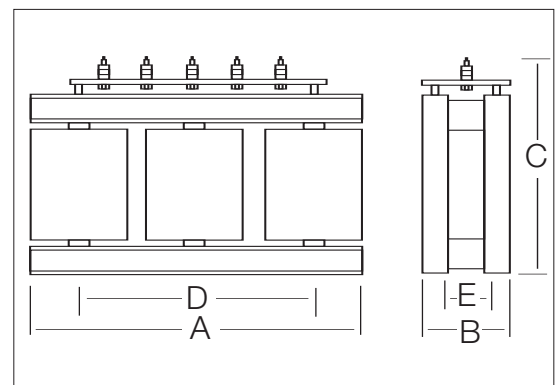


| part no | size mm | specification | | |
|----------|---------------|---------------|--------------|----|
| | | input volts | output volts | VA |
| DAC 40/1 | 70 x 58 x 90 | 230 | 24 | 40 |
| DAC 40/2 | 70 x 58 x 90 | 230 | 110 | 40 |
| DAC 40/3 | 70 x 58 x 90 | 415 | 24 | 40 |
| DAC 40/4 | 70 x 58 x 90 | 415 | 110 | 40 |
| DAC 80/1 | 106 x 58 x 90 | 230 | 24 | 80 |
| DAC 80/2 | 106 x 58 x 90 | 230 | 110 | 80 |
| DAC 80/3 | 106 x 58 x 90 | 415 | 24 | 80 |
| DAC 80/4 | 106 x 58 x 90 | 415 | 110 | 80 |

auto starter transformers

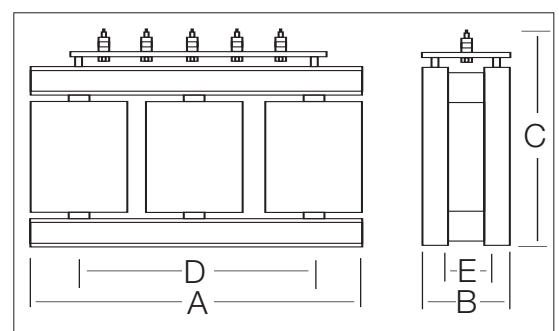
Auto starter transformers for Korndorffer method of starting to BS4941 (EN 609470) for use on 50/60 Hz supply. Normal input voltage 380 - 415v with tapplings of 50%, 65% and 80%. Rated for 15 starts per hour. Other voltages and tapplings are available.

| part no | rating Kw | dimensions mm | | | | | weight approx |
|---------|-----------|---------------|---------|----------|-----|-----|---------------|
| | | width A | depth B | height C | D | E | |
| AT1 | 15.0 | 240 | 120 | 220 | 170 | 80 | 18 |
| AT2 | 18.5 | 240 | 130 | 220 | 170 | 90 | 20 |
| AT3 | 22.0 | 240 | 140 | 220 | 170 | 100 | 28 |
| AT4 | 30.0 | 300 | 150 | 300 | 220 | 100 | 45 |
| AT5 | 37.0 | 300 | 150 | 300 | 220 | 110 | 52 |
| AT6 | 45.0 | 300 | 160 | 300 | 220 | 120 | 55 |
| AT7 | 55.0 | 300 | 170 | 300 | 220 | 130 | 65 |
| AT8 | 75.0 | 360 | 200 | 360 | 320 | 100 | 90 |
| AT9 | 90.0 | 360 | 210 | 360 | 320 | 100 | 95 |
| AT10 | 110.0 | 360 | 230 | 360 | 320 | 130 | 105 |
| AT11 | 132.0 | 360 | 240 | 360 | 320 | 140 | 120 |
| AT12 | 160.0 | 360 | 270 | 360 | 320 | 150 | 130 |
| AT13 | 200.0 | 420 | 240 | 420 | 380 | 130 | 160 |
| AT14 | 260.0 | 420 | 260 | 420 | 380 | 150 | 190 |
| AT15 | 300.0 | 480 | 300 | 500 | 440 | 180 | 230 |
| AT16 | 340.0 | 480 | 315 | 500 | 440 | 195 | 250 |
| AT17 | 400.0 | 480 | 330 | 500 | 440 | 210 | 280 |
| AT18 | 450.0 | 600 | 300 | 600 | 540 | 180 | 320 |
| AT19 | 550.0 | 600 | 320 | 600 | 540 | 200 | 340 |



three phase transformers

| rating KVA | dimensions mm | | | | | weight approx |
|------------|---------------|---------|----------|-----|-----|---------------|
| | width A | depth B | height C | D | E | |
| 0.50 | 180 | 95 | 180 | 120 | 60 | 6 |
| 0.75 | 180 | 105 | 180 | 120 | 80 | 8 |
| 1.00 | 240 | 120 | 240 | 170 | 90 | 20 |
| 1.50 | 240 | 140 | 240 | 170 | 100 | 28 |
| 2.00 | 300 | 140 | 300 | 220 | 100 | 45 |
| 2.50 | 300 | 150 | 300 | 220 | 110 | 52 |
| 3.00 | 300 | 160 | 300 | 220 | 120 | 55 |
| 4.00 | 300 | 170 | 300 | 220 | 130 | 65 |
| 5.00 | 360 | 200 | 360 | 320 | 100 | 90 |
| 6.30 | 360 | 210 | 360 | 320 | 110 | 95 |
| 8.00 | 360 | 230 | 360 | 320 | 130 | 105 |
| 10.00 | 360 | 240 | 360 | 320 | 140 | 120 |
| 12.50 | 420 | 240 | 420 | 380 | 130 | 160 |
| 16.00 | 420 | 260 | 420 | 380 | 150 | 190 |
| 20.00 | 480 | 300 | 500 | 440 | 180 | 230 |
| 25.00 | 480 | 315 | 500 | 440 | 195 | 250 |
| 31.50 | 480 | 330 | 500 | 440 | 210 | 280 |
| 40.00 | 480 | 350 | 500 | 440 | 230 | 320 |
| 50.00 | 600 | 320 | 600 | 540 | 200 | 340 |
| 63.00 | 600 | 340 | 600 | 540 | 220 | 360 |
| 80.00 | 600 | 360 | 600 | 540 | 240 | 455 |
| 100.00 | 600 | 380 | 600 | 540 | 260 | 495 |
| 125.00 | 600 | 400 | 600 | 540 | 280 | 555 |
| 160.00 | 600 | 440 | 600 | 540 | 420 | 720 |





designed and produced by **m**obius © 2005 +44 (0) 1229 582491

BOARDMAN TRANSFORMERS

Units 3 + 4
Station Yard Industrial Estate
Old Furness Road
Coniston
Cumbria
LA21 8HU
United Kingdom

t: +44 (0) 15394 41904
f: +44 (0) 15394 41907

Boardman Transformers are designers
and manufacturers of the

inlec
range of products